



Dear Second Grade Families,

Happy Summer! As we finally begin to soak up the sun and get active outdoors, we can't forget about the importance of finding time to read over the summer! Your child has worked so very hard this year to acquire new reading skills and build upon prior learning. These skills can quickly be lost if not practiced over the summer! Attached you will find a list of SUGGESTED books to read this summer, a reading log, and a fun book project!



Please take time to read at 20 minutes a day and color in the log. An extra copy is included if you fill up the first one!



Pick your favorite book you read this summer. Complete the T-Shirt Book Report Project. This is a really fun project that will get your child excited about reading and spark some creativity!




Bring your reading log, t-shirt story map, and completed t-shirt to school on the Friday of the first week!

I look forward to seeing all the awesome reading that took place this summer! Have some happy and safe fun in the sun! See you soon!

Blessings,

Miss Shipley



Read Your Way Into 2nd Grade!

This is a collection of books your soon-to-be second grader might enjoy! You can find these books at your local public library!

A to Z Mysteries
by Ron Roy

Frog & Toad Series
by Arnold Lobel

Mr. Putter & Tabby
by Cynthia Rylant

Henry & Mudge
by Cynthia Rylant

Second Grade Star
by Nancy Alberts

See You in Second Grade
by Miriam Cohen

Get Ready for Second Grade
by Paula Danziger

Amelia Bedelia
by Peggy Parish

Elephant & Piggie Series
by Mo Willems

Fox Series
by James Marshall

Horrible Harry & Song Lee Series
by Suzy Kline

Iris and Walter
Elissa Haden Guest

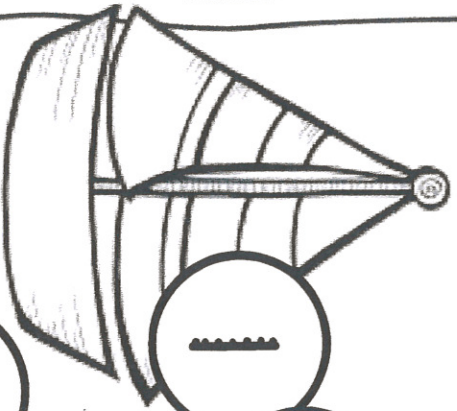
Magic Treehouse Series
#2 and above
by Mary Pope Osborne

Young Cam Jansen
by James Adler

On My Way to 2nd Grade!

Reading Log

Color in a bubble for every 20 minutes you read per day. Can you get the boat to the water?



A path of 31 numbered bubbles leading from the sailboat to the finish line. The bubbles are arranged in two rows: the top row contains bubbles 1 through 12, and the bottom row contains bubbles 13 through 31. The path starts at bubble 1 and ends at bubble 31.

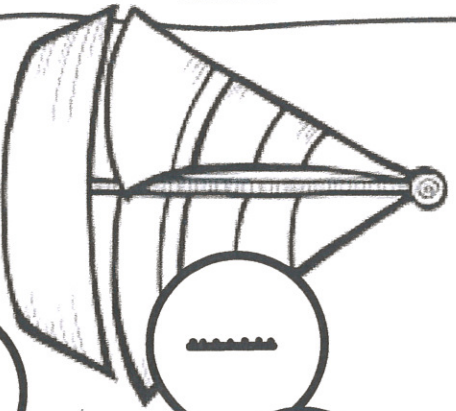
Finish

20 minutes!

On My Way to 2nd Grade!

Reading Log

Color in a bubble for every 20 minutes you read per day. Can you get the boat to the water?



A winding path of 31 numbered bubbles, starting from a sailboat at the top and ending at a banner that says "Finish 60 minutes!". The numbers in the bubbles are: 1, 2, 3, 4, 5, 6, 7, 8, 9, 10, 11, 12, 13, 14, 15, 16, 17, 18, 19, 20, 21, 22, 23, 24, 25, 26, 27, 28, 29, 30, 31.

T-Shirt Book Report Project

Push up your sleeves and get creative with this fun book project!

You will need:

- ✓ A fiction book that you have not already read
- ✓ The attached book report form
- ✓ A plain white t-shirt
- ✓ Materials to decorate your t-shirt such as paint, fabric, yarn, markers, ribbon, etc.

Directions:

- ① Select an interesting fiction book at your reading level

- ② Read your book!
- ③ Complete the book report form.
- ④ Decorate the front and back side of your t-shirt with pictures and words that tell about your book. Be sure to include the title and author of your book. Use lots of detail and be creative!
- ⑤ Wear your shirt to school on **Please bring your shirt to school on the Friday of the first week!*
- ⑥ Bring your book and the book reporting form. Be prepared to present your book to the class. 😊



Due:
*Friday of the first
week of school!*

My Name _____

Book Title _____

Author _____

Two t-shirt templates are shown side-by-side. The left t-shirt has a label on the left sleeve that says "Main Characters" and a drawing of two children's faces on the right chest. The right t-shirt has a label on the right sleeve that says "Setting" and a drawing of a house on the right chest. Both t-shirts have a ribbed collar and horizontal lines on the body for writing.

Two t-shirt templates are shown side-by-side. The left t-shirt has a label on the left sleeve that says "Problem" and a drawing of a sad face on the right chest. The right t-shirt has a label on the right sleeve that says "Solution" and a drawing of a happy face on the right chest. Both t-shirts have a ribbed collar and horizontal lines on the body for writing.